

Signify Classified - Internal
Cooper Lighting Solutions Photometric Lab
1121 Highway 74 South
Peachtree City, GA 30269



Scaled data based on original data using
LM-79-08 Approved Method: Electrical and Photometric Measurements of Solid-
State Lighting Products

Test Report Prepared for
Cooper Lighting Solutions
(formerly Eaton)

Brand: McGRAW-EDISON

Report Number: P437777

Luminaire Tested: **ISC-SA1E-830-U-T4W-HSS**

Issue Date: 12/9/2020

Test Information

Test Method: LM-79-08
Report Number: P437777
TEST IS SCALED FROM IESNA LM-79-08 TEST DATA (G3-2011-074-13)
Test Lab: INNOVATION CENTER
Issue Date: 12/9/2020
Manufacturer: COOPER LIGHTING SOLUTIONS (FORMERLY EATON)
Product Line: McGRAW-EDISON
Catalog Number: ISC-SA1E-830-U-T4W-HSS
Description: IMPACT ELITE LED CYLINDER LUMINAIRE
(1) 80 CRI, 3000K, 1050mA LIGHTSQUARE WITH 16 LEDS AND TYPE IV WIDE OPTICS WITH HOUSE SIDE SHIELD
Light Source: -
Ballast/Driver: ELECTRONIC DRIVER

Summary

Lumens per Lamp: N/A
Luminaire Lumens: 4241 lumens
Efficiency: N/A
Efficacy: 72.9 lumens/watt
Luminous Opening: Rectangular (W 0.5' x L: 0.5' x H: 0')
IES Classification: Type III - Short
BUG Rating: B1 - U0 - G2

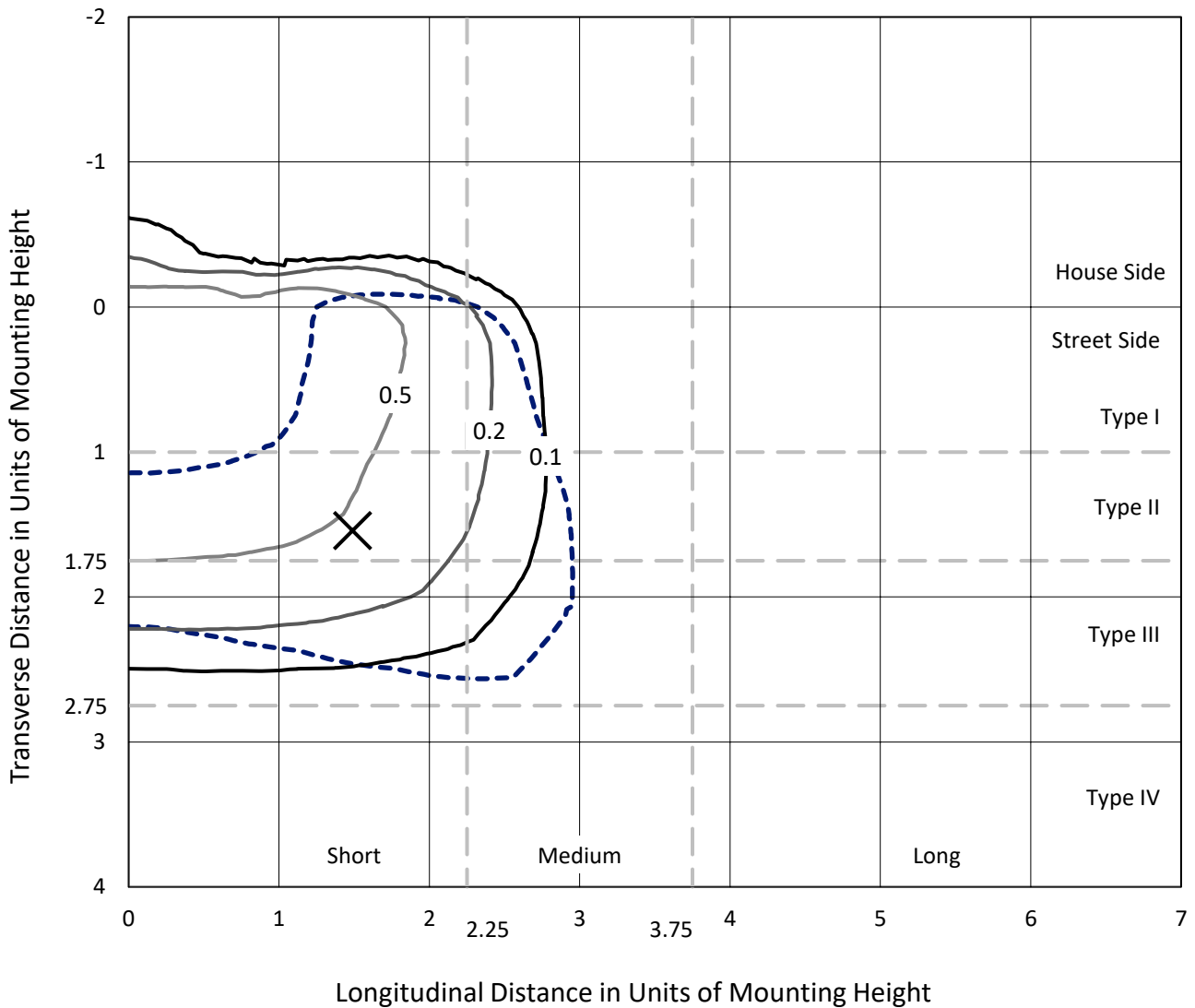
Input Watts (W): 58.2
Input Voltage (V): NR
Input Current (Ain): NR
Voltage Rise (V): NR
Power Factor: NR
Total Harmonic Distortion (THDi): NR
Frequency (hertz): 60
Stabilization Time: NR
Operation Time: NR
Ambient Temperature (°C): NR
Test Distance: 28.75 FT



REPORT NUMBER: P437777
 CATALOG NUMBER: ISC-SA1E-830-U-T4W-HSS

Iso-Footcandle Lines of Horizontal Illumination

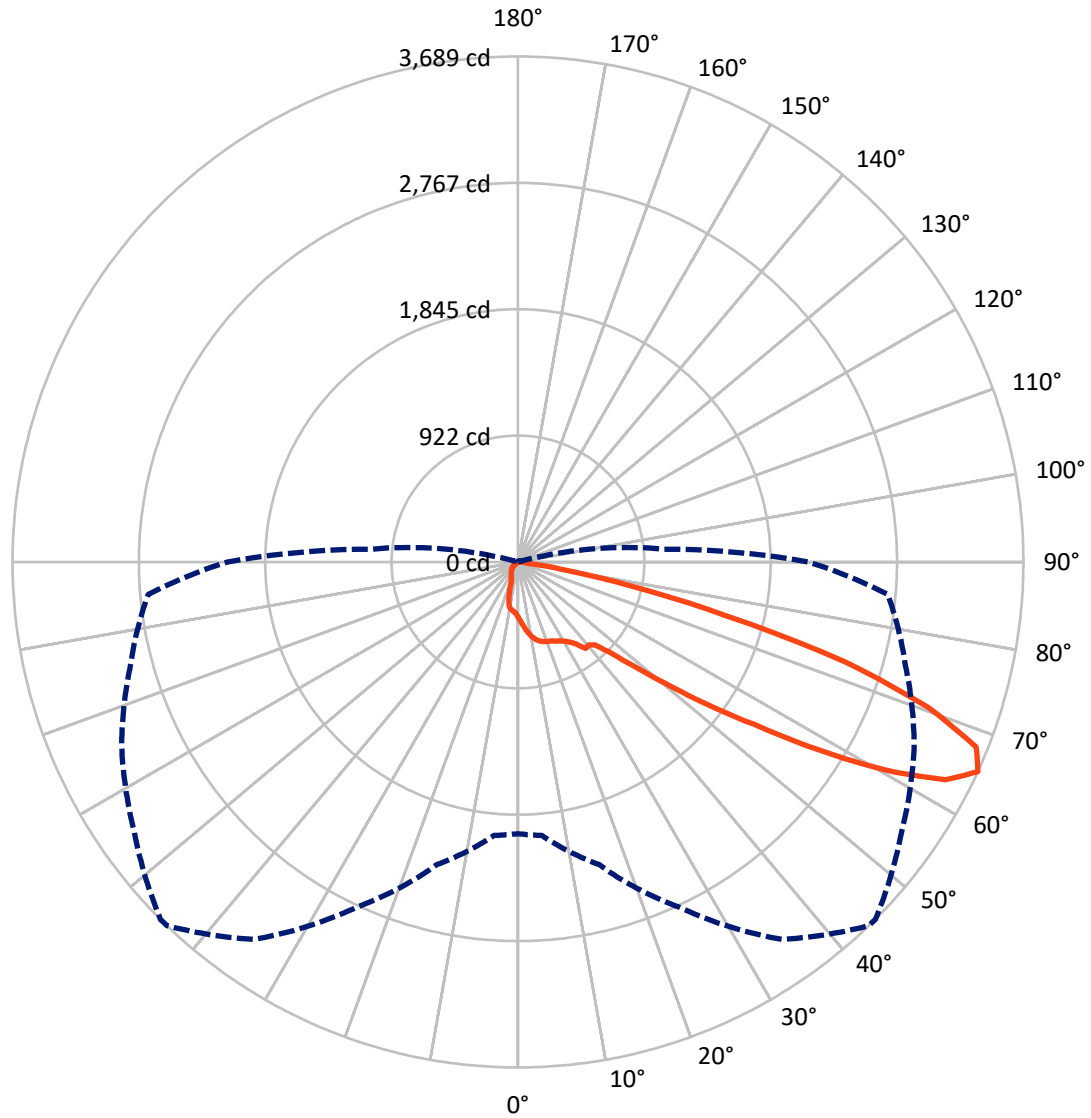
✕ Max cd
 - - - 1/2 Max cd



Based on 25 foot mounting height. Maximum calculated value = 1 fc
 Type III - Short - N/A

REPORT NUMBER: P437777
CATALOG NUMBER: ISC-SA1E-830-U-T4W-HSS

Luminous Intensity Polar Plot



— Vertical Plane Through 44-Deg Lateral - - - Horizontal Cone Through 65-Deg Vertical

REPORT NUMBER: P437777

CATALOG NUMBER: ISC-SA1E-830-U-T4W-HSS

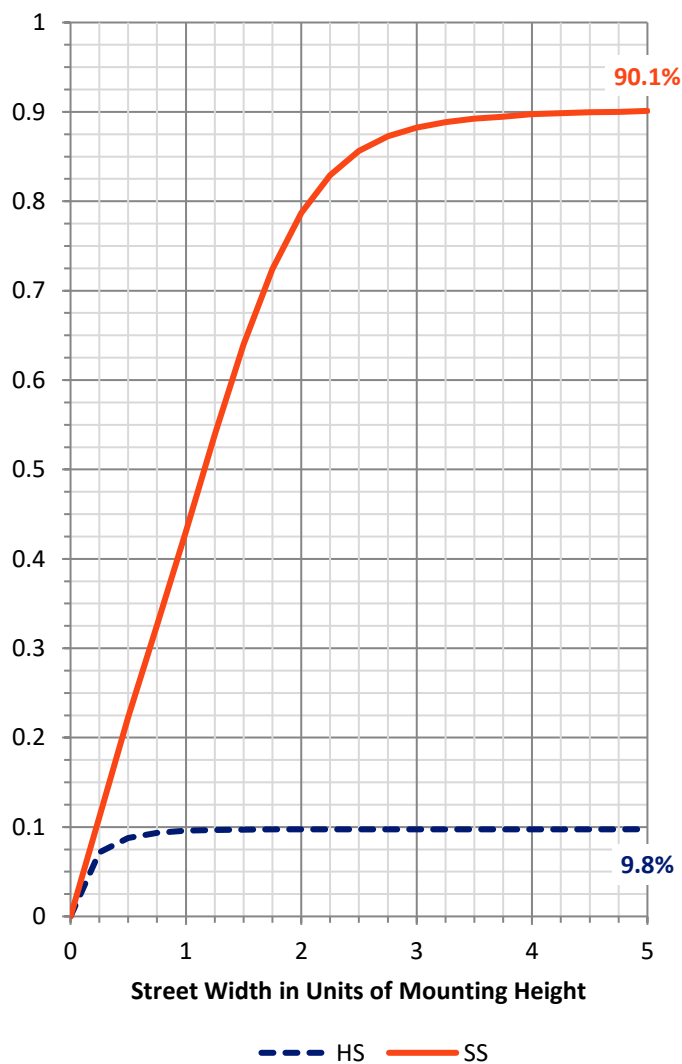
FLUX DISTRIBUTION:

		Downward	Upward	Total
House Side	Lumens	417.2	0.0	417.2
	% Fixture	9.8	0.0	9.8
Street Side	Lumens	3823.9	0.0	3823.9
	% Fixture	90.2	0.0	90.2
Total	Lumens	4241.0	0.0	4241.0
	% Fixture	100.0	0.0	100.0

ZONAL LUMENS:

Zone	Lumens	% Fixture
0°-10°	41.0	1.0
10°-20°	123.5	2.9
20°-30°	197.6	4.7
30°-40°	293.5	6.9
40°-50°	535.0	12.6
50°-60°	1121.8	26.5
60°-70°	1427.9	33.7
70°-80°	479.2	11.3
80°-90°	21.5	0.5
90°-100°	0.0	0.0
100°-110°	0.0	0.0
110°-120°	0.0	0.0
120°-130°	0.0	0.0
130°-140°	0.0	0.0
140°-150°	0.0	0.0
150°-160°	0.0	0.0
160°-170°	0.0	0.0
170°-180°	0.0	0.0
0°-90°	4241.0	100.0
0°-180°	4241.0	100.0

Coefficient of Utilization



REPORT NUMBER: P437777

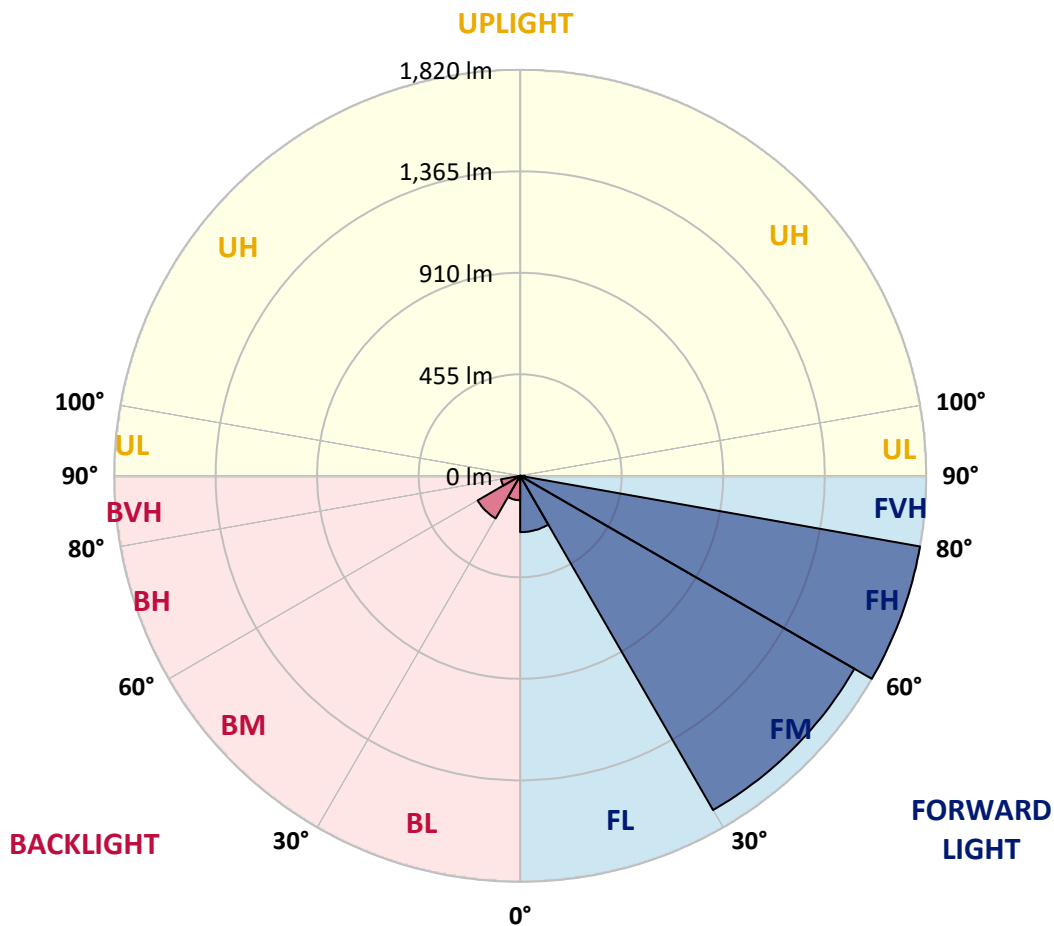
CATALOG NUMBER: ISC-SA1E-830-U-T4W-HSS

LUMINAIRE CLASSIFICATION SYSTEM LUMEN TABLE AND BUG RATING:

Zone	Lumens	% Fixture	Zone Rating/Lumen Limit		
			B	U	G
FL (0°-30°)	252.6	6.0			
FM (30°-60°)	1730.3	40.8			
FH (60°-80°)	1820.1	42.9			G2/5000
FVH (80°-90°)	20.9	0.5			G1/100
BL (0°-30°)	109.5	2.6	B0/110		
BM (30°-60°)	220.1	5.2	B1/1000		
BH (60°-80°)	87.0	2.1	B0/110		G0/110
BVH (80°-90°)	0.6	0.0			G0/10
UL (90°-100°)	0.0	0.0		U0/0	
UH (100°-180°)	0.0	0.0		U0/0	

BUG Rating: B1-U0-G2

Type III Short





REPORT NUMBER: P437777
 CATALOG NUMBER: ISC-SA1E-830-U-T4W-HSS

CANDELA DISTRIBUTION (FULL):

	0°	5°	15°	25°	35°	44°	45°	55°	65°	75°	85°
0°	404.0	404.0	404.0	404.0	404.0	404.0	404.0	404.0	404.0	404.0	404.0
2.5°	455.2	457.3	449.1	451.1	447.0	438.8	436.8	430.6	422.4	416.3	410.1
5°	514.7	512.7	508.6	500.4	490.1	477.8	473.7	461.4	447.0	430.6	418.3
7.5°	563.9	563.9	557.8	549.6	533.2	516.8	512.7	496.3	475.7	453.2	430.6
10°	607.0	604.9	598.8	588.5	568.0	553.7	547.5	527.0	502.4	477.8	451.1
12.5°	639.8	639.8	631.6	617.2	594.7	580.3	576.2	557.8	533.2	504.5	467.5
15°	658.3	656.2	650.1	631.6	615.2	598.8	596.7	580.3	559.8	529.1	490.1
17.5°	658.3	660.3	650.1	639.8	625.4	611.1	609.0	596.7	576.2	549.6	508.6
20°	650.1	650.1	641.8	633.6	625.4	619.3	617.2	609.0	592.6	570.1	529.1
22.5°	639.8	637.7	635.7	629.5	627.5	625.4	627.5	623.4	613.1	588.5	549.6
25°	637.7	635.7	631.6	627.5	629.5	639.8	639.8	641.8	631.6	611.1	574.2
27.5°	646.0	646.0	639.8	633.6	637.7	652.1	652.1	658.3	652.1	637.7	600.8
30°	680.8	672.6	662.4	650.1	654.2	670.6	672.6	684.9	684.9	674.7	643.9
32.5°	728.0	719.8	693.1	676.7	676.7	697.2	697.2	717.7	736.2	715.7	668.5
35°	764.9	760.8	730.0	709.5	715.7	734.1	740.3	773.1	789.5	738.2	680.8
37.5°	887.9	881.8	822.3	746.4	750.5	801.8	805.9	820.3	805.9	748.5	705.4
40°	1052.0	1056.1	994.6	869.5	773.1	795.6	795.6	820.3	828.5	793.6	764.9
42.5°	1300.1	1275.5	1214.0	1043.8	873.6	828.5	830.5	865.4	908.4	887.9	892.0
45°	1515.4	1497.0	1431.3	1267.3	1035.6	937.1	928.9	974.1	1058.1	1076.6	1123.7
47.5°	1706.1	1687.7	1659.0	1505.2	1277.5	1127.8	1097.1	1142.2	1287.8	1384.2	1417.0
50°	1935.8	1939.9	1874.3	1786.1	1542.1	1384.2	1376.0	1378.0	1607.7	1687.7	1734.8
52.5°	2227.0	2220.8	2106.0	2058.8	1909.1	1720.5	1673.3	1702.0	1929.6	1987.1	2065.0
55°	2434.1	2428.0	2372.6	2364.4	2315.2	2093.7	2081.4	2079.3	2284.4	2309.0	2401.3
57.5°	2555.1	2565.3	2604.3	2708.9	2749.9	2590.0	2555.1	2487.4	2602.3	2596.1	2696.6
60°	2575.6	2592.0	2702.7	2942.7	3172.3	3086.2	3039.0	2862.7	2893.4	2842.2	2903.7
62.5°	2409.5	2456.7	2653.5	2991.9	3385.6	3500.4	3461.5	3188.7	3117.0	3010.3	2932.4
65°	1983.0	2003.5	2286.5	2778.6	3363.0	3689.1	3689.1	3420.5	3190.8	2928.3	2708.9
67.5°	1369.8	1380.1	1724.6	2241.3	3018.5	3607.1	3637.8	3416.4	3061.6	2606.4	2208.5
70°	777.2	834.6	1043.8	1566.7	2378.7	3176.4	3209.2	3108.8	2563.3	1931.7	1447.7
72.5°	324.0	360.9	508.6	912.5	1618.0	2501.8	2559.2	2464.9	1915.3	1179.1	684.9
75°	100.5	104.6	168.2	397.8	883.8	1570.8	1667.2	1663.1	1144.3	551.6	278.9
77.5°	55.4	57.4	80.0	162.0	387.6	838.7	898.2	849.0	566.0	237.9	86.1
80°	26.7	28.7	43.1	77.9	170.2	313.7	369.1	342.5	196.9	112.8	28.7
82.5°	8.2	10.3	20.5	34.9	67.7	73.8	73.8	131.2	100.5	73.8	14.4
85°	0.0	0.0	6.2	12.3	12.3	12.3	12.3	28.7	47.2	45.1	6.2
87.5°	0.0	0.0	0.0	0.0	2.1	2.1	2.1	2.1	2.1	4.1	2.1
90°	0.0	0.0	0.0	0.0	0.0	0.0	0.0	0.0	0.0	0.0	0.0



REPORT NUMBER: P437777
 CATALOG NUMBER: ISC-SA1E-830-U-T4W-HSS

CANDELA DISTRIBUTION (continued):

	90°	95°	105°	115°	125°	135°	145°	155°	165°	175°	180°
0°	404.0	404.0	404.0	404.0	404.0	404.0	404.0	404.0	404.0	404.0	404.0
2.5°	406.0	404.0	395.8	387.6	383.5	379.4	375.3	371.2	371.2	373.2	371.2
5°	410.1	404.0	391.7	379.4	371.2	365.0	356.8	354.8	352.7	354.8	354.8
7.5°	420.4	412.2	393.7	375.3	363.0	352.7	346.6	344.5	340.4	340.4	340.4
10°	436.8	422.4	397.8	377.3	360.9	346.6	328.1	307.6	295.3	287.1	280.9
12.5°	453.2	436.8	404.0	379.4	360.9	319.9	274.8	235.8	215.3	205.1	203.0
15°	471.6	451.1	416.3	387.6	338.4	262.5	201.0	168.2	159.9	159.9	157.9
17.5°	486.0	467.5	426.5	389.6	297.3	196.9	151.7	141.5	143.5	147.6	147.6
20°	508.6	486.0	440.9	371.2	229.7	147.6	133.3	135.3	137.4	139.4	141.5
22.5°	529.1	504.5	457.3	330.2	168.2	127.1	127.1	129.2	131.2	133.3	135.3
25°	553.7	531.1	473.7	270.7	129.2	116.9	118.9	123.0	125.1	127.1	127.1
27.5°	582.4	557.8	473.7	213.3	112.8	108.7	108.7	112.8	114.8	118.9	118.9
30°	621.3	594.7	461.4	157.9	104.6	100.5	98.4	102.5	104.6	108.7	108.7
32.5°	646.0	629.5	434.7	118.9	96.4	92.3	90.2	90.2	92.3	96.4	96.4
35°	670.6	662.4	393.7	102.5	90.2	86.1	82.0	77.9	77.9	77.9	77.9
37.5°	709.5	721.8	334.3	94.3	86.1	80.0	73.8	67.7	63.6	61.5	59.5
40°	789.5	799.7	274.8	88.2	80.0	73.8	63.6	55.4	49.2	45.1	45.1
42.5°	914.6	906.4	209.2	84.1	73.8	65.6	53.3	45.1	36.9	32.8	32.8
45°	1132.0	1039.7	153.8	77.9	69.7	59.5	45.1	34.9	26.7	24.6	24.6
47.5°	1398.5	1193.5	116.9	73.8	63.6	51.3	34.9	26.7	20.5	18.5	18.5
50°	1685.6	1351.4	96.4	67.7	57.4	43.1	28.7	18.5	14.4	14.4	14.4
52.5°	1956.3	1458.0	80.0	61.5	49.2	34.9	20.5	14.4	12.3	12.3	12.3
55°	2208.5	1523.6	65.6	53.3	41.0	26.7	16.4	12.3	10.3	8.2	8.2
57.5°	2380.8	1513.4	53.3	43.1	30.8	18.5	12.3	10.3	8.2	6.2	6.2
60°	2440.3	1423.1	41.0	34.9	22.6	14.4	10.3	8.2	6.2	4.1	4.1
62.5°	2356.2	1244.7	32.8	26.7	16.4	12.3	8.2	6.2	4.1	2.1	2.1
65°	2120.4	1070.4	24.6	18.5	12.3	8.2	6.2	4.1	2.1	0.0	0.0
67.5°	1687.7	830.5	20.5	12.3	8.2	6.2	4.1	2.1	0.0	0.0	0.0
70°	1056.1	520.9	16.4	8.2	6.2	4.1	2.1	0.0	0.0	0.0	0.0
72.5°	512.7	256.3	12.3	6.2	4.1	2.1	2.1	0.0	0.0	0.0	0.0
75°	190.7	84.1	10.3	6.2	2.1	2.1	0.0	0.0	0.0	0.0	0.0
77.5°	61.5	28.7	8.2	6.2	4.1	2.1	0.0	0.0	0.0	0.0	0.0
80°	22.6	12.3	4.1	2.1	2.1	2.1	0.0	0.0	0.0	0.0	0.0
82.5°	10.3	6.2	2.1	2.1	2.1	0.0	0.0	0.0	0.0	0.0	0.0
85°	4.1	4.1	2.1	2.1	0.0	0.0	0.0	0.0	0.0	0.0	0.0
87.5°	2.1	2.1	2.1	0.0	0.0	0.0	0.0	0.0	0.0	0.0	0.0
90°	0.0	0.0	0.0	0.0	0.0	0.0	0.0	0.0	0.0	0.0	0.0

Cooper Lighting Solutions Photometric Lab
1121 Highway 74 South
Peachtree City, GA 30269



LM-79-2019: Approved Method: Electrical and Photometric Measurements of Solid-State Lighting Products

Report Prepared for

Cooper Lighting Solutions

MCGRAW EDISON

Report Number: SP1-2408-195-9

Test Date: 08/07/2024

Luminaire Tested: GALN-SB1A-830-U-5WQ

Data in this report applies to families of products including GALN-SB1A-830-U-5WQ.

Test Information

Test Method: LM-79-2019
 Report Number: SP1-2408-195-9
 Test Lab: COOPER LIGHTING SOLUTIONS
 Photometer: SP1 - 76IN SPHERE
 Measurement Geometry: 4π
 Issue Date: 08/07/2024
 Manufacturer: COOPER LIGHTING SOLUTIONS
 Product Line: MCGRAW EDISON
 Catalog Number: **GALN-SB1A-830-U-5WQ**
 Description: GALLEON AREA AND ROADWAY LUMINAIRE. (1) 80 CRI, 3000K, 350MA HIGH DENSITY LIGHTSQUARE WITH 26 LEDS AND TYPE V WIDE OPTICS

Spectral Parameters

CCT (K): 3050
 CIE u': 0.2476
 CIE v': 0.5251
 Duv: 0.0034
 CIE x: 0.4383
 CIE y: 0.4131
 CIE z: 0.1487
 Peak Wavelength (nm): 603
 Dominant Wavelength (nm): 581
 Purity: 55.55201
 Rf: 81.5
 Rg: 99.2

CRI (Ra):	81.0		
R1:	79.6	R9:	7.1
R2:	85.6	R10:	67.0
R3:	92.0	R11:	82.7
R4:	82.6	R12:	63.2
R5:	78.9	R13:	80.3
R6:	81.7	R14:	95.0
R7:	85.2	R15:	71.7
R8:	62.0		



Test Conditions

Stabilization Time: 20M
 Operation Time: 1H 20M
 Sphere Temperature (°C): 24.2

REPORT NUMBER: SP1-2408-195-9

Measurement and Test Equipment			
Instrument	Identification Number	Calibration Date	Calibration Due Date
Photometer	IN0058	6/18/2024	12/18/2024
Power Meter	INXT2011004	2/8/2024	2/8/2025
AC Power Source	IN0063	10/24/2023	10/24/2024
DC Power Source	IN0208	10/24/2023	10/24/2024
Sphere Thermometer	IN0085	10/24/2023	10/24/2024
Room Thermometer	IN0046	10/24/2023	10/24/2024

REPORT NUMBER: SP1-2408-195-9

CIE 1931 Chromaticity Diagram



CIE 1931 Chromaticity Diagram with 2017 ANSI 7-Step and 4-Step Quadrangles



Point lies inside the ANSI 3000K 4-step quadrangle

REPORT NUMBER: SP1-2408-195-9

Photopic Flux vs. Wavelength



Photopic Lumens: NR

λ (nm)	Power W [^] /nm	Lumens (ϕ /nm)	λ (nm)	Power W [^] /nm	Lumens (ϕ /nm)	λ (nm)	Power W [^] /nm	Lumens (ϕ /nm)	λ (nm)	Power W [^] /nm	Lumens (ϕ /nm)	λ (nm)	Power W [^] /nm	Lumens (ϕ /nm)
360	0	NR	490	168	NR	620	940	NR	750	35	NR	880	1	NR
365	0	NR	495	233	NR	625	897	NR	755	30	NR	885	1	NR
370	0	NR	500	300	NR	630	847	NR	760	26	NR	890	1	NR
375	0	NR	505	372	NR	635	790	NR	765	22	NR	895	1	NR
380	0	NR	510	430	NR	640	730	NR	770	19	NR	900	1	NR
385	0	NR	515	483	NR	645	668	NR	775	16	NR	905	1	NR
390	0	NR	520	524	NR	650	605	NR	780	14	NR	910	0	NR
395	2	NR	525	555	NR	655	545	NR	785	12	NR	915	0	NR
400	4	NR	530	581	NR	660	485	NR	790	10	NR	920	0	NR
405	7	NR	535	604	NR	665	430	NR	795	9	NR	925	0	NR
410	17	NR	540	623	NR	670	378	NR	800	8	NR	930	0	NR
415	34	NR	545	645	NR	675	331	NR	805	7	NR	935	0	NR
420	68	NR	550	667	NR	680	290	NR	810	6	NR	940	0	NR
425	128	NR	555	693	NR	685	251	NR	815	5	NR	945	0	NR
430	214	NR	560	719	NR	690	218	NR	820	4	NR	950	0	NR
435	339	NR	565	754	NR	695	188	NR	825	4	NR	955	0	NR
440	507	NR	570	791	NR	700	162	NR	830	3	NR	960	0	NR
445	573	NR	575	830	NR	705	139	NR	835	3	NR	965	0	NR
450	356	NR	580	873	NR	710	119	NR	840	3	NR	970	0	NR
455	217	NR	585	913	NR	715	102	NR	845	2	NR	975	0	NR
460	168	NR	590	948	NR	720	88	NR	850	2	NR	980	0	NR
465	113	NR	595	974	NR	725	76	NR	855	2	NR	985	0	NR
470	85	NR	600	994	NR	730	65	NR	860	1	NR	990	0	NR
475	85	NR	605	998	NR	735	55	NR	865	1	NR	995	0	NR
480	94	NR	610	994	NR	740	47	NR	870	1	NR	1000	0	NR
485	120	NR	615	973	NR	745	41	NR	875	1	NR			

REPORT NUMBER: SP1-2408-195-9

Scotopic Flux vs. Wavelength



Scotopic Lumens: NR

S/P: 1.27

λ (nm)	Power W [^] /nm	Lumens (ϕ /nm)	λ (nm)	Power W [^] /nm	Lumens (ϕ /nm)	λ (nm)	Power W [^] /nm	Lumens (ϕ /nm)	λ (nm)	Power W [^] /nm	Lumens (ϕ /nm)	λ (nm)	Power W [^] /nm	Lumens (ϕ /nm)
360	0	NR	490	168	NR	620	940	NR	750	35	NR	880	1	NR
365	0	NR	495	233	NR	625	897	NR	755	30	NR	885	1	NR
370	0	NR	500	300	NR	630	847	NR	760	26	NR	890	1	NR
375	0	NR	505	372	NR	635	790	NR	765	22	NR	895	1	NR
380	0	NR	510	430	NR	640	730	NR	770	19	NR	900	1	NR
385	0	NR	515	483	NR	645	668	NR	775	16	NR	905	1	NR
390	0	NR	520	524	NR	650	605	NR	780	14	NR	910	0	NR
395	2	NR	525	555	NR	655	545	NR	785	12	NR	915	0	NR
400	4	NR	530	581	NR	660	485	NR	790	10	NR	920	0	NR
405	7	NR	535	604	NR	665	430	NR	795	9	NR	925	0	NR
410	17	NR	540	623	NR	670	378	NR	800	8	NR	930	0	NR
415	34	NR	545	645	NR	675	331	NR	805	7	NR	935	0	NR
420	68	NR	550	667	NR	680	290	NR	810	6	NR	940	0	NR
425	128	NR	555	693	NR	685	251	NR	815	5	NR	945	0	NR
430	214	NR	560	719	NR	690	218	NR	820	4	NR	950	0	NR
435	339	NR	565	754	NR	695	188	NR	825	4	NR	955	0	NR
440	507	NR	570	791	NR	700	162	NR	830	3	NR	960	0	NR
445	573	NR	575	830	NR	705	139	NR	835	3	NR	965	0	NR
450	356	NR	580	873	NR	710	119	NR	840	3	NR	970	0	NR
455	217	NR	585	913	NR	715	102	NR	845	2	NR	975	0	NR
460	168	NR	590	948	NR	720	88	NR	850	2	NR	980	0	NR
465	113	NR	595	974	NR	725	76	NR	855	2	NR	985	0	NR
470	85	NR	600	994	NR	730	65	NR	860	1	NR	990	0	NR
475	85	NR	605	998	NR	735	55	NR	865	1	NR	995	0	NR
480	94	NR	610	994	NR	740	47	NR	870	1	NR	1000	0	NR
485	120	NR	615	973	NR	745	41	NR	875	1	NR			

REPORT NUMBER: SP1-2408-195-9

Melanopic Flux vs. Wavelength



Melanopic Lumens: NR

M/P: 2.32

λ (nm)	Power W [^] /nm	Lumens (φ/nm)	λ (nm)	Power W [^] /nm	Lumens (φ/nm)	λ (nm)	Power W [^] /nm	Lumens (φ/nm)	λ (nm)	Power W [^] /nm	Lumens (φ/nm)	λ (nm)	Power W [^] /nm	Lumens (φ/nm)
360	0	NR	490	168	NR	620	940	NR	750	35	NR	880	1	NR
365	0	NR	495	233	NR	625	897	NR	755	30	NR	885	1	NR
370	0	NR	500	300	NR	630	847	NR	760	26	NR	890	1	NR
375	0	NR	505	372	NR	635	790	NR	765	22	NR	895	1	NR
380	0	NR	510	430	NR	640	730	NR	770	19	NR	900	1	NR
385	0	NR	515	483	NR	645	668	NR	775	16	NR	905	1	NR
390	0	NR	520	524	NR	650	605	NR	780	14	NR	910	0	NR
395	2	NR	525	555	NR	655	545	NR	785	12	NR	915	0	NR
400	4	NR	530	581	NR	660	485	NR	790	10	NR	920	0	NR
405	7	NR	535	604	NR	665	430	NR	795	9	NR	925	0	NR
410	17	NR	540	623	NR	670	378	NR	800	8	NR	930	0	NR
415	34	NR	545	645	NR	675	331	NR	805	7	NR	935	0	NR
420	68	NR	550	667	NR	680	290	NR	810	6	NR	940	0	NR
425	128	NR	555	693	NR	685	251	NR	815	5	NR	945	0	NR
430	214	NR	560	719	NR	690	218	NR	820	4	NR	950	0	NR
435	339	NR	565	754	NR	695	188	NR	825	4	NR	955	0	NR
440	507	NR	570	791	NR	700	162	NR	830	3	NR	960	0	NR
445	573	NR	575	830	NR	705	139	NR	835	3	NR	965	0	NR
450	356	NR	580	873	NR	710	119	NR	840	3	NR	970	0	NR
455	217	NR	585	913	NR	715	102	NR	845	2	NR	975	0	NR
460	168	NR	590	948	NR	720	88	NR	850	2	NR	980	0	NR
465	113	NR	595	974	NR	725	76	NR	855	2	NR	985	0	NR
470	85	NR	600	994	NR	730	65	NR	860	1	NR	990	0	NR
475	85	NR	605	998	NR	735	55	NR	865	1	NR	995	0	NR
480	94	NR	610	994	NR	740	47	NR	870	1	NR	1000	0	NR
485	120	NR	615	973	NR	745	41	NR	875	1	NR			

Summary

$R_f = 81.5$
 $R_g = 99.2$
 $CIE R_a = 81.0$
 $R_9 = 7.1$



Color Vector Graphics



Individual Sample Fidelity Index ($R_{f,i}$)

CES01 = 86	CES26 = 74	CES51 = 89	CES76 = 70
CES02 = 63	CES27 = 88	CES52 = 92	CES77 = 86
CES03 = 31	CES28 = 89	CES53 = 81	CES78 = 72
CES04 = 70	CES29 = 67	CES54 = 87	CES79 = 90
CES05 = 50	CES30 = 68	CES55 = 85	CES80 = 88
CES06 = 51	CES31 = 71	CES56 = 78	CES81 = 78
CES07 = 42	CES32 = 70	CES57 = 76	CES82 = 95
CES08 = 41	CES33 = 71	CES58 = 78	CES83 = 90
CES09 = 29	CES34 = 82	CES59 = 92	CES84 = 94
CES10 = 76	CES35 = 90	CES60 = 95	CES85 = 86
CES11 = 59	CES36 = 93	CES61 = 93	CES86 = 72
CES12 = 65	CES37 = 87	CES62 = 83	CES87 = 85
CES13 = 43	CES38 = 75	CES63 = 77	CES88 = 83
CES14 = 74	CES39 = 94	CES64 = 83	CES89 = 75
CES15 = 71	CES40 = 89	CES65 = 77	CES90 = 81
CES16 = 47	CES41 = 85	CES66 = 80	CES91 = 96
CES17 = 50	CES42 = 86	CES67 = 79	CES92 = 73
CES18 = 56	CES43 = 81	CES68 = 84	CES93 = 84
CES19 = 72	CES44 = 99	CES69 = 91	CES94 = 64
CES20 = 66	CES45 = 87	CES70 = 78	CES95 = 80
CES21 = 87	CES46 = 82	CES71 = 76	CES96 = 84
CES22 = 79	CES47 = 77	CES72 = 92	CES97 = 87
CES23 = 92	CES48 = 71	CES73 = 71	CES98 = 81
CES24 = 91	CES49 = 81	CES74 = 93	CES99 = 74
CES25 = 72	CES50 = 89	CES75 = 74	



Color Rendition by Hue-Angle Bin



Measure Comparisons



(END OF REPORT)